


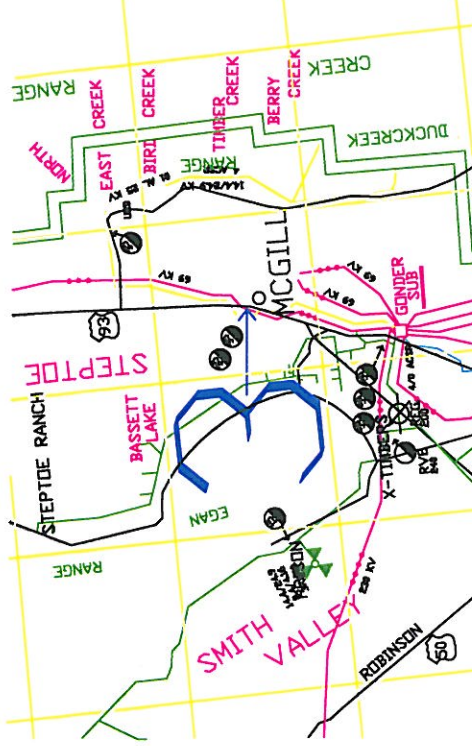


# LEGEND

- VOTER DISTRICT
- NAT'L FOREST
-   
- COUNTY LINES
- GRAVEL ROAD
- DIRT ROAD
- STATE ROAD



MCGILL TOWNSHIP PLUS 1/2 MILE

MT. WHEELER POWER, INC.  
ELY, NEVADA

NEVADA 19 WHITE PINE

VOTER  
DISTRICT  
3

MT. WHEELER POWER INC. ENGINEERING DEPT. ELY, NEVADA

DRN. BY: JRM	CKD. BY:	APPD. BY:	DATE: 1.21.04	SCALE: NONE
--------------	----------	-----------	---------------	-------------